

Extension module - PSR-M-TBUS1-SC - 1105095

Please be informed that the data shown in this PDF Document is generated from our Online Catalog. Please find the complete data in the user's documentation. Our General Terms of Use for Downloads are valid (<http://phoenixcontact.com/download>)



Safe extension module for local bus extension; 1 function channel; TBUS interface, up to SILCL 3, Cat. 4/PL e, SIL 3, plug-in screw terminal block, TBUS connector included

Product Description


The configurable and individually scalable PSRmodular safety system is a flexible safety solution for monitoring your machine or system. The extension module is for extending the local bus in the PSRmodular system. Therefore, additional extension modules can be integrated into the system that are at a certain distance from the base station.

Your advantages

- ✓ Economical safety solution with a high level of adaptability to individual requirements
- ✓ Fast startup, thanks to easy hardware and software configuration
- ✓ Machine downtime minimized with comprehensive, easy-to-understand diagnostics
- ✓ Narrow housing width of just 22.6 mm



Key Commercial Data

Packing unit	1 pc
GTIN	 4 055626 973456
GTIN	4055626973456
Weight per Piece (excluding packing)	160.000 g
Custom tariff number	85371098
Country of origin	Italy

Technical data

Dimensions

Width	22.61 mm
Height	112.58 mm

Extension module - PSR-M-TBUS1-SC - 1105095

Technical data

Dimensions

Depth	113.6 mm
-------	----------

Ambient conditions

Ambient temperature (operation)	-10 °C ... 55 °C (observe derating)
Ambient temperature (storage/transport)	-20 °C ... 85 °C
Max. permissible relative humidity (operation)	95 % (non-condensing)
Max. permissible humidity (storage/transport)	95 % (non-condensing)
Maximum altitude	≤ 2000 m (Above sea level)

Power supply

Designation	A1/A2
Rated control circuit supply voltage U_s	24 V DC -20 % / +20 % (provide external protection, typically 1 A)
	19.2 V DC ... 28.8 V DC
Rated control supply current I_s	typ. 21 mA (at U_s)
Power consumption at U_s	typ. 0.5 W
Inrush current	max. 8 A ($\Delta t = 200 \mu s$ at U_s)
Filter time	typ. 20 ms (in the event of voltage dips at U_s)
Protective circuit	Serial protection against polarity reversal
	Varistor

General

Nominal operating mode	100% operating factor
Net weight	116 g
Mounting position	vertical or horizontal
Mounting type	DIN rail mounting
Degree of protection	IP20
Min. degree of protection of inst. location	IP54
Protection class	III (EN 50178)
Housing material	Polyamide PA non-reinforced
Housing color	yellow
Operating voltage display	1 x green LED
Status display	1 x green LED
Indication	2 x LED (red)

Connection data

Connection method	Screw connection
pluggable	Yes
Conductor cross section solid	0.2 mm ² ... 2.5 mm ²
Conductor cross section flexible	0.2 mm ² ... 2.5 mm ²

Extension module - PSR-M-TBUS1-SC - 1105095

Technical data

Connection data

Conductor cross-section AWG	24 ... 12
Stripping length	7 mm
Screw thread	M3
Torque	0.5 Nm ... 0.6 Nm

Standards and Regulations

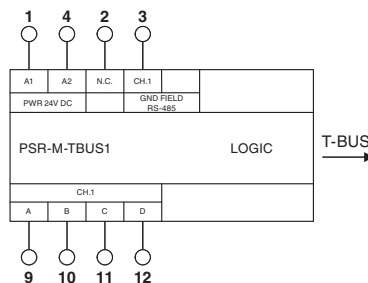
Standards/regulations	EN 50178
Rated insulation voltage	250 V AC
Rated surge voltage/insulation	Basic insulation 4 kV between all current paths and housing
Degree of pollution	2
Overvoltage category	II
Shock	10g for $\Delta t = 16$ ms (continuous shock, 1000 shocks in each space direction)
Vibration (operation)	10 Hz ... 150 Hz, 2g
Conformance	CE-compliant

Environmental Product Compliance

China RoHS	Environmentally friendly use period: unlimited = EFUP-e
	No hazardous substances above threshold values

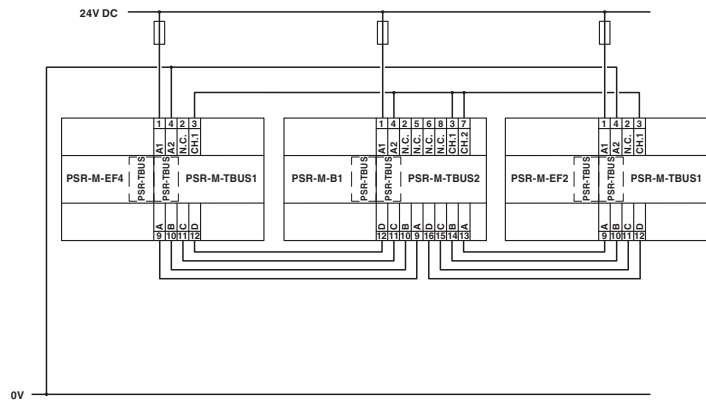
Drawings

Block diagram



Extension module - PSR-M-TBUS1-SC - 1105095

Application drawing



Classifications

eCl@ss

eCl@ss 10.0.1	27371819
eCl@ss 11.0	27371819
eCl@ss 9.0	27371819

Approvals



Approvals

Approvals

UL Listed / cUL Listed / cULus Listed

Ex Approvals

Approval details

UL Listed		http://database.ul.com/cgi-bin/XYV/template/LISEXT/1FRAME/index.htm	FILE E 238705
cUL Listed		http://database.ul.com/cgi-bin/XYV/template/LISEXT/1FRAME/index.htm	FILE E 238705

Extension module - PSR-M-TBUS1-SC - 1105095

Approvals

cULus Listed



Accessories

Accessories

Adapter cable

Cable - PSR-M-CABLE100 - 1104834



Connection cable for TBUS extension in connection with PSR-M-TBUS1 or PSR-M-TBUS2, 100 m

Cable - PSR-M-CABLE50 - 1104841



Connection cable for TBUS extension in connection with PSR-M-TBUS1 or PSR-M-TBUS2, 50 m

Cable - PSR-M-CABLE25 - 1104855



Connection cable for TBUS extension in connection with PSR-M-TBUS1 or PSR-M-TBUS2, 25 m

Coding element

Coding profile - CP-MSTB - 1734634



Coding profile, is inserted into the slot on the plug or inverted header, red insulating material

Extension module - PSR-M-TBUS1-SC - 1105095

Accessories

Coding section - CR-MSTB - 1734401



Coding section, inserted into the recess in the header or the inverted plug, red insulating material